
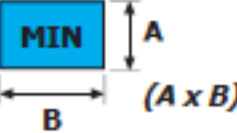
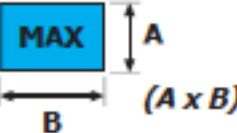



		FRAME 400	FRAME 260
	$\frac{\text{mm}}{\text{in}}$	min. 20 max. 150 min. 3/4 max. 6	min. 20 max. 150 min. 3/4 max. 6
	$\frac{\text{mm}}{\text{in}}$	700 x 700 27 x 27	400 x 400 16 x 16
	$\frac{\text{mm}}{\text{in}}$	4000 x 4000 158 x 158	2600 x 2600 102 x 102
	$\frac{\text{mm}}{\text{in}}$	3 ÷ 19 .110 ÷ 3/4	3 ÷ 19 .110 ÷ 3/4